



Australian Turf Industry

2022/23 Snapshot Report

This Snapshot Report provides a summary of turf production and grower sentiment for the Australian turf industry for the 2022/23 financial year. Turf Australia commissioned Taverner Research to conduct the research.

The research was conducted in August and September 2023. Overall, 61 out of a total of 240 Australian turf growers completed the survey.

Interpreting this report

In conducting the survey, Turf Australia emailed the link to the online survey to all 240 turf growers in Australia. Follow-up attempts were made to contact growers about the survey via email and telephone.

The margin of error for the final sample size of 61 growers, is +/- 10.9% (with 95% confidence)*. The final maximum margins of error at a 95% confidence interval for each state/territory are as follows:

- NSW & ACT – 23 out of 101 surveyed (+/- 18% margin of error)
- QLD & NT – 22 out of 89 surveyed (+/- 18% margin of error)
- SA – 2 out of 12 surveyed (+/- 66% margin of error)**
- VIC & TAS – 7 out of 17 surveyed (+/- 29% margin of error)**
- WA – 7 out of 21 surveyed (+/- 31% margin of error)**

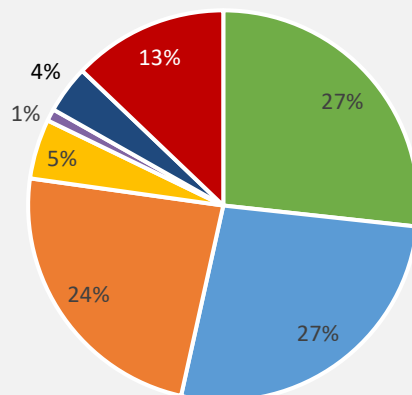
Total Australian turf production volume and value reported on the first two pages of this report was estimated by extrapolating from mean turf volume and value at the state and quantity level from data provided by survey respondents. The additional results report industry aggregate benchmarks directly from the survey data.

Duration of turf business ownership by the current grower or grower’s family ranged from 1 to 51 years, with a mean of 26 years.

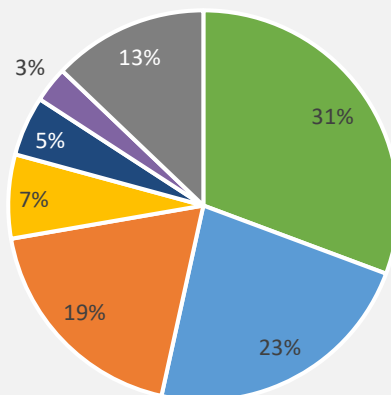
* Finite population correction applied.

** Throughout this report, state-based data should be interpreted with extreme caution due to limited sample sizes. In particular, the Vic/Tas data has been impacted by a small number of large producers.

Volume of turf produced by species



Value of turf produced by species



Percentages calculated from total estimated production volume and value for 240 turf growers in Australia (as per Department of Agriculture Levy data).



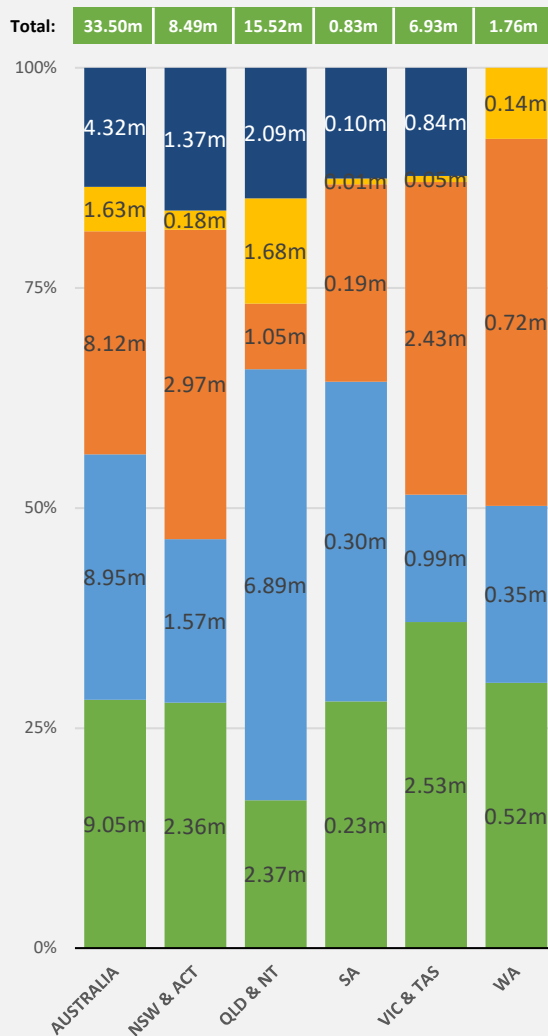
Australian Turf Industry

2022/23 Snapshot Report

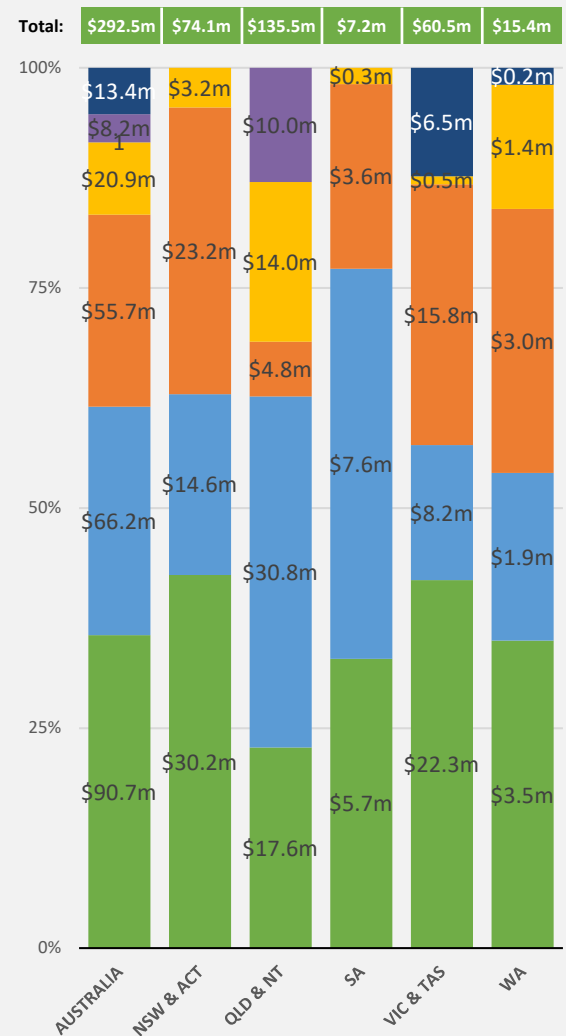
33,499,754 M²
(+1.1% on 2021/22)

\$292,452,849
(+3.7% on 2021/22)

Estimated Australian Turf Production*



Estimated Farm Gate Turf Value in Australia*



Total estimated turf production volume and value for the 240 turf growers in Australia covered by the Department of Agriculture turf Levy was estimated by:

- Calculating mean volume and value at the state and quantity level from data provided by survey respondents
- Multiplying these mean values by the number of growers in each state and turf quantity bracket (as per state levy data)
- Multiplying total extrapolated state volume by the proportion of each turf species grown (as reported by survey respondents)

Across the 60 turf growers surveyed who reported valid turf production volumes, a total of 17,073,604 M² of turf was produced during the 2022/23 financial year.

Across the 60 turf growers who reported valid turf revenue data, the total revenue for the 2022/23 financial year was \$151,869,120.

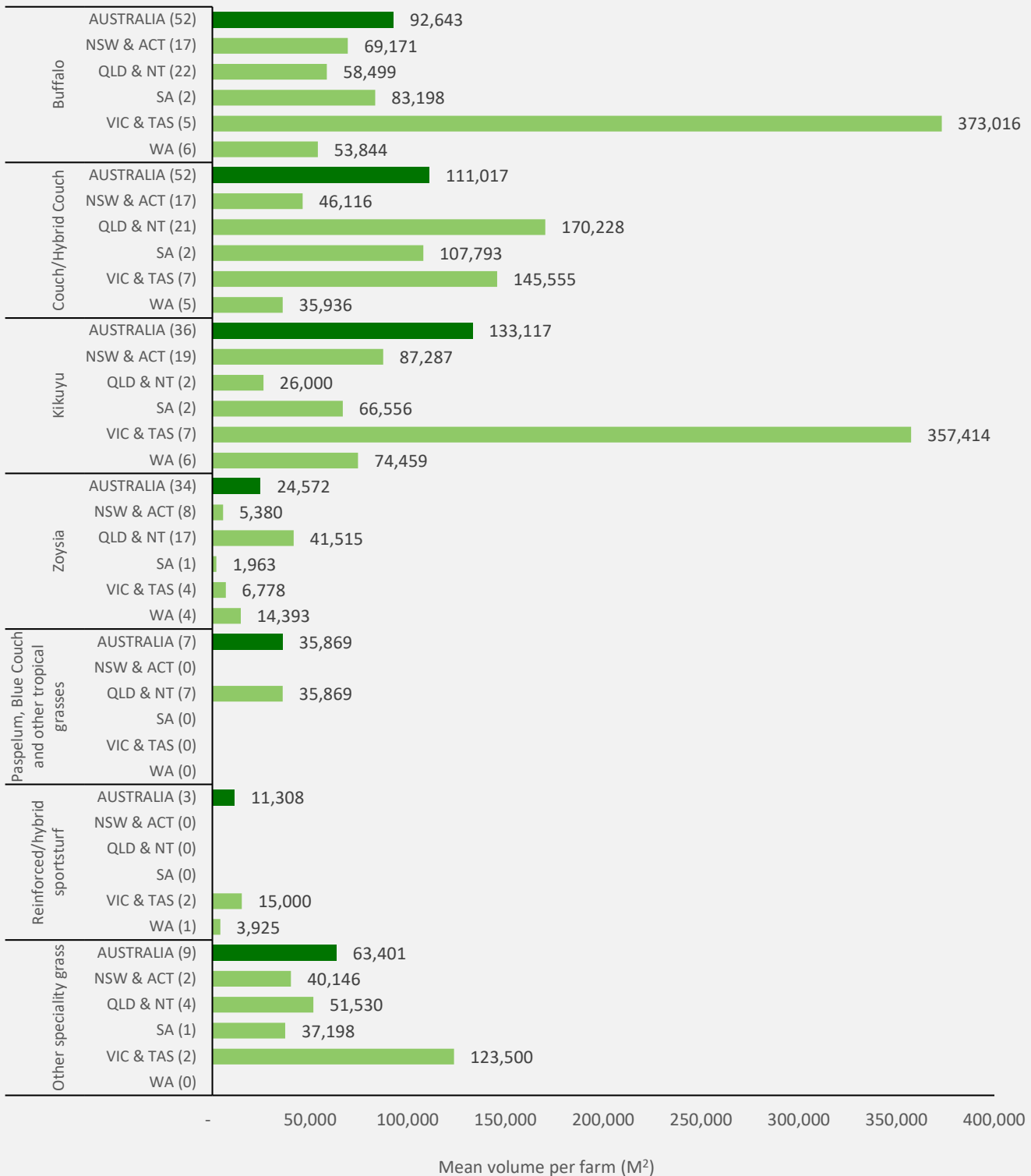
*Totals may not sum due to rounding.



Australian Turf Industry

2022/23 Snapshot Report

Average total volume of turf produced per farm per annum, by turf species

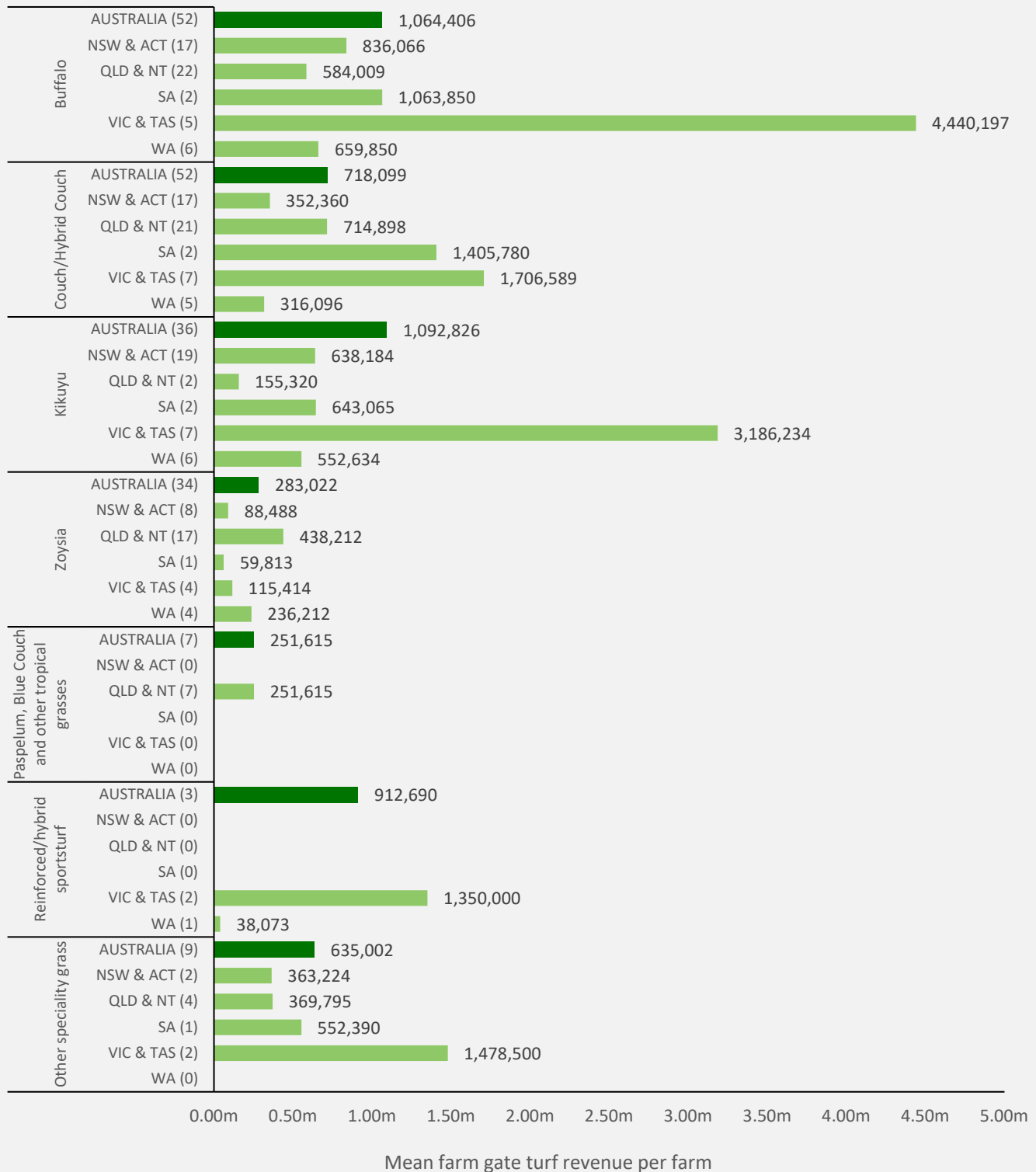




Australian Turf Industry

2022/23 Snapshot Report

\$ Average total farm gate turf revenue per farm per annum, by turf species

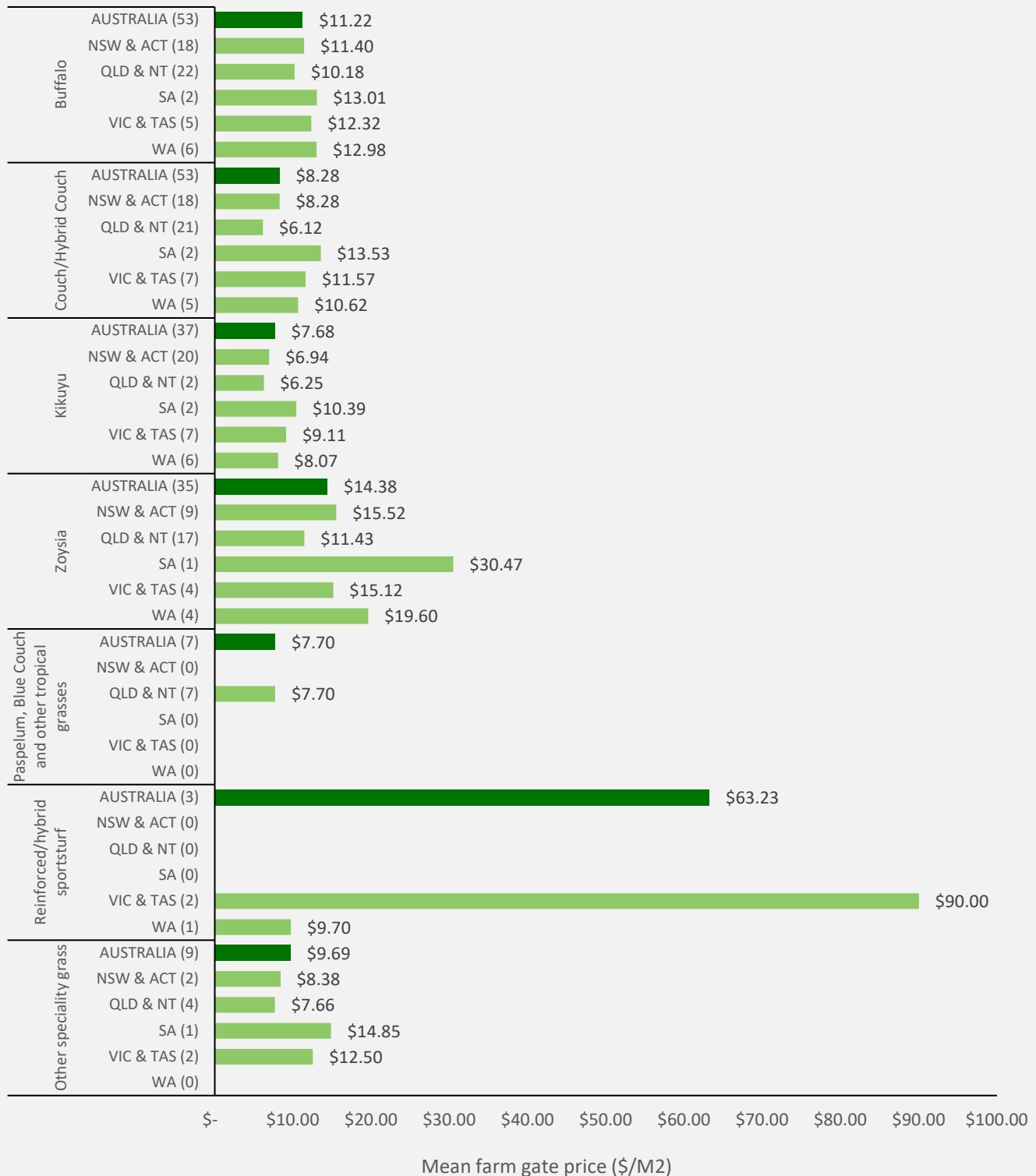




Australian Turf Industry

2022/23 Snapshot Report

Average farm gate price (\$/M²), by turf species

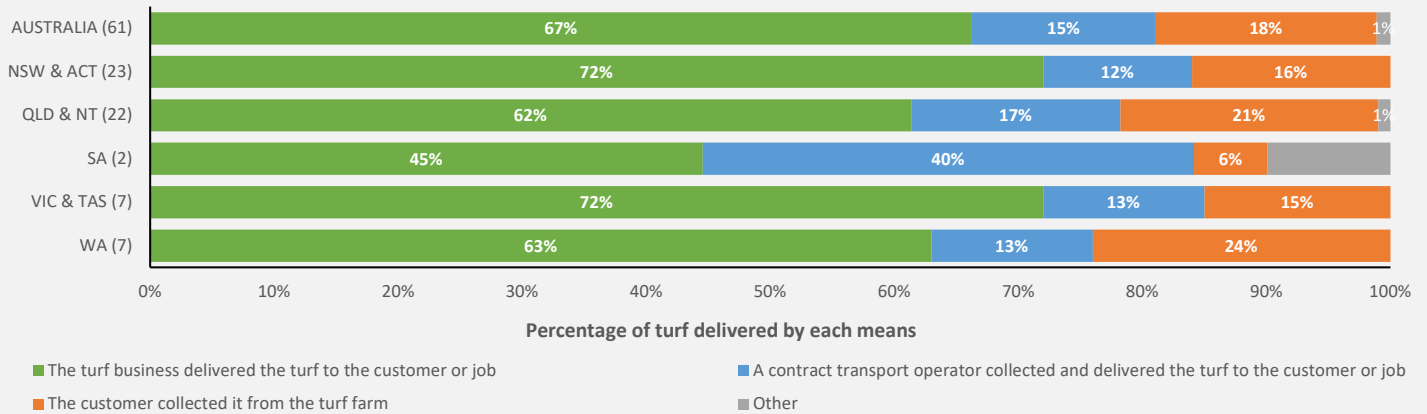




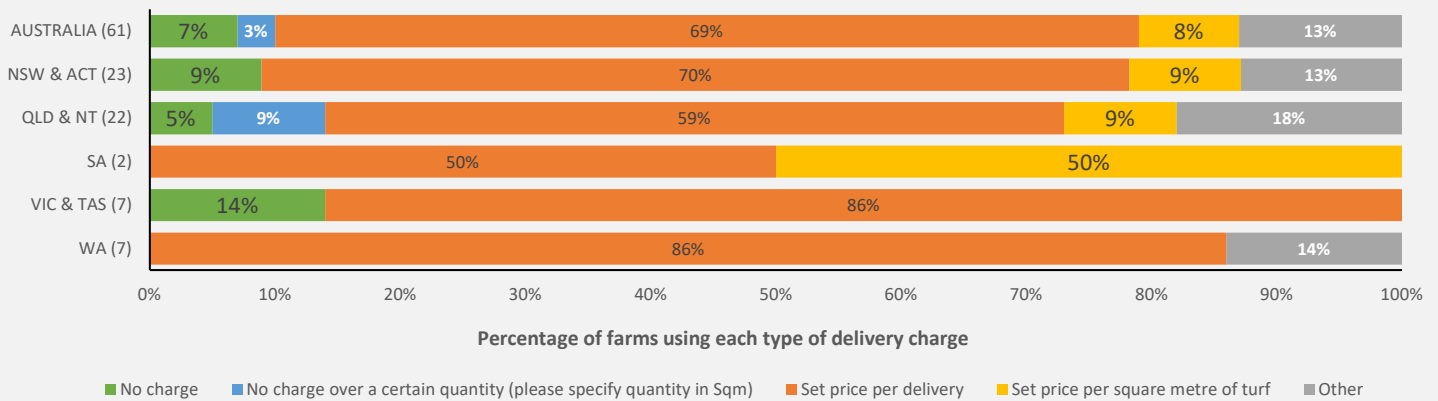
Australian Turf Industry

2022/23 Snapshot Report

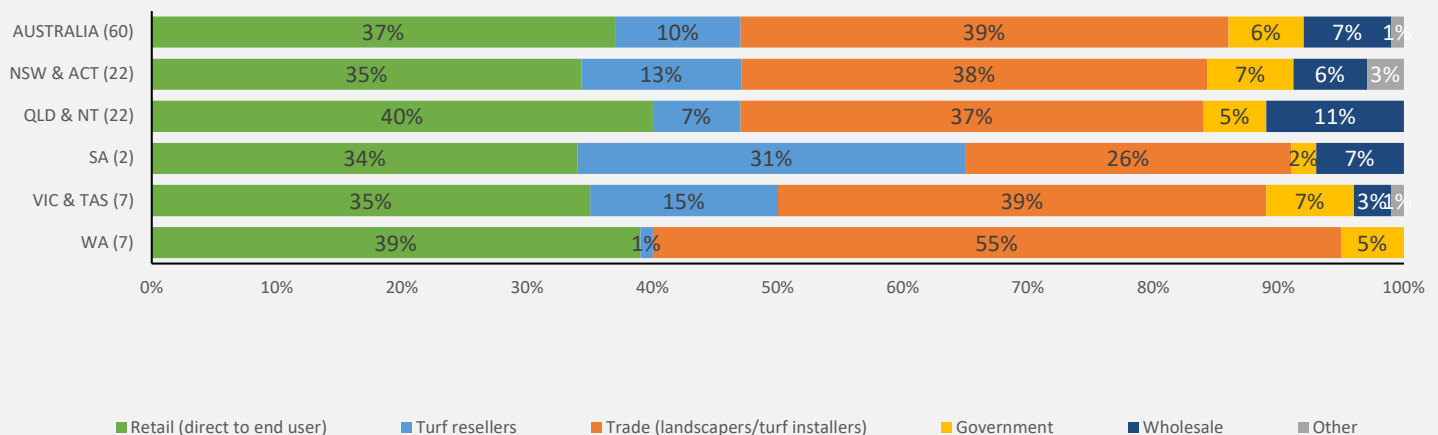
Method of turf delivery to customers



Charge for turf delivery (for turf businesses who deliver)



Turf sales channels



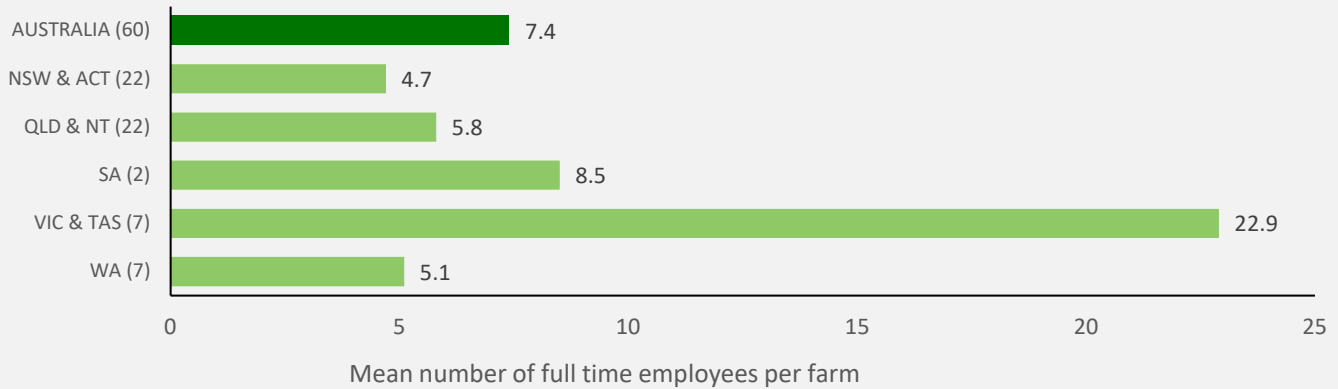
*Percentages may not sum due to rounding.



Australian Turf Industry

2022/23 Snapshot Report

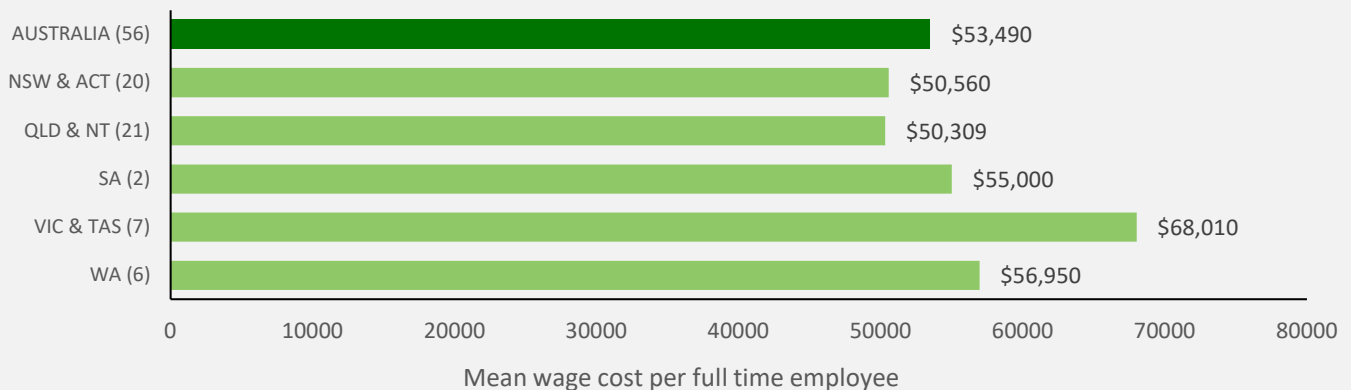
Average number of full-time employees per farm



Total average annual wages costs per farm



Average annual wage per full-time employee per farm*



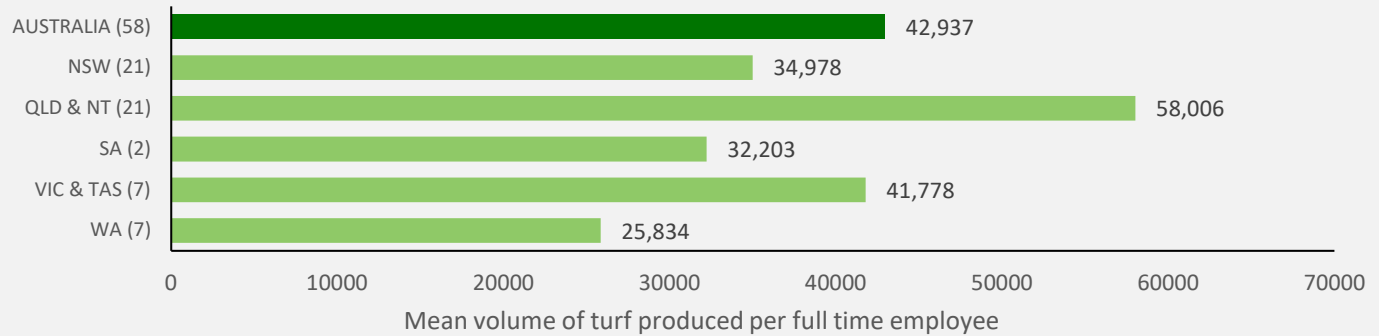
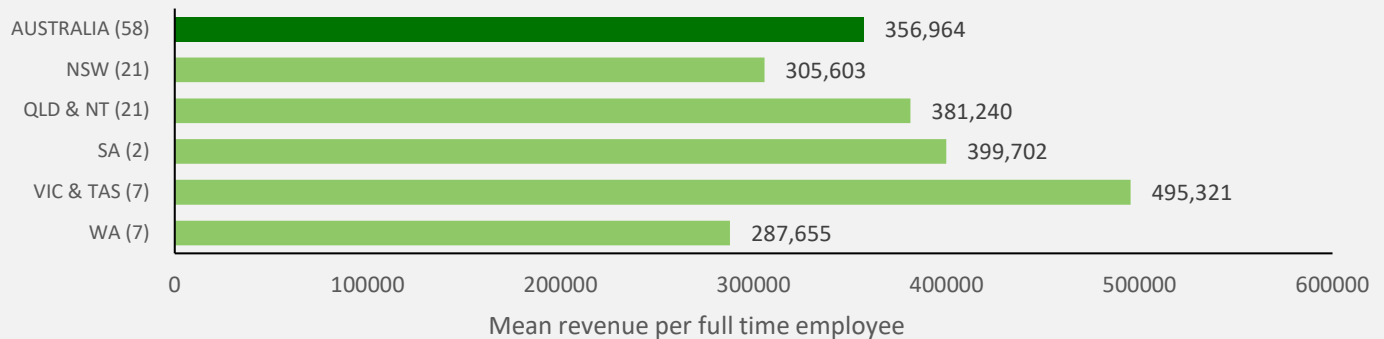
*Average annual wage per full time employee was calculated at the individual farm level by dividing the total wages costs per farm by the total number of full-time employees per farm.



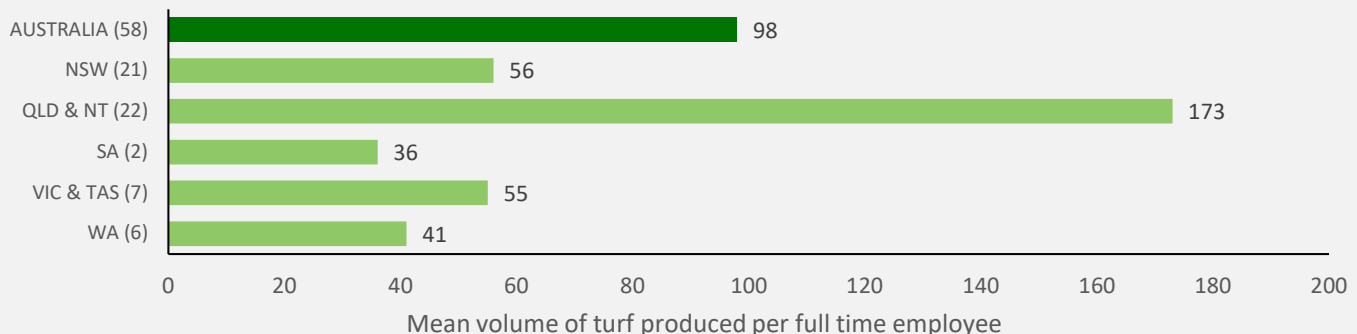
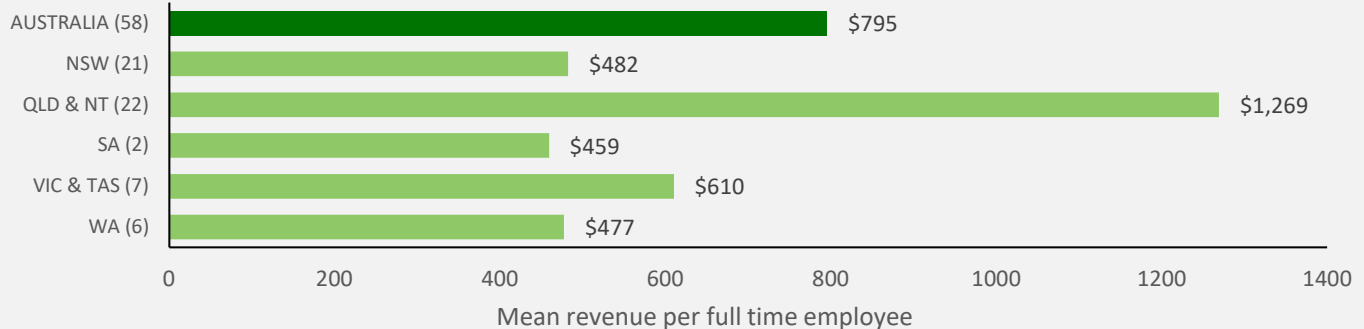
Australian Turf Industry

2022/23 Snapshot Report

Average turf production (revenue and volume) per full-time employee



Average turf production (revenue and volume) per \$100 of wages

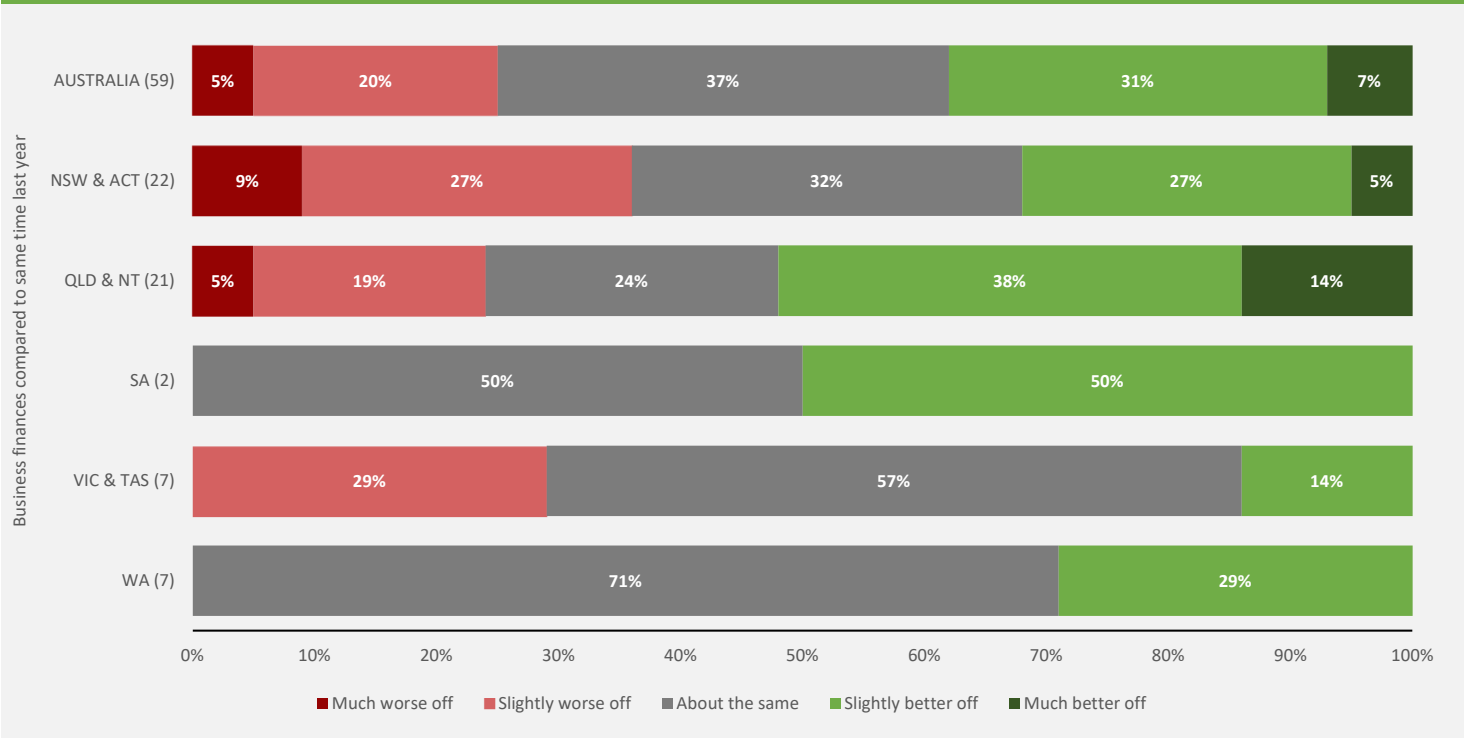




Australian Turf Industry

2022/23 Snapshot Report

Outlook now compared to this time last year

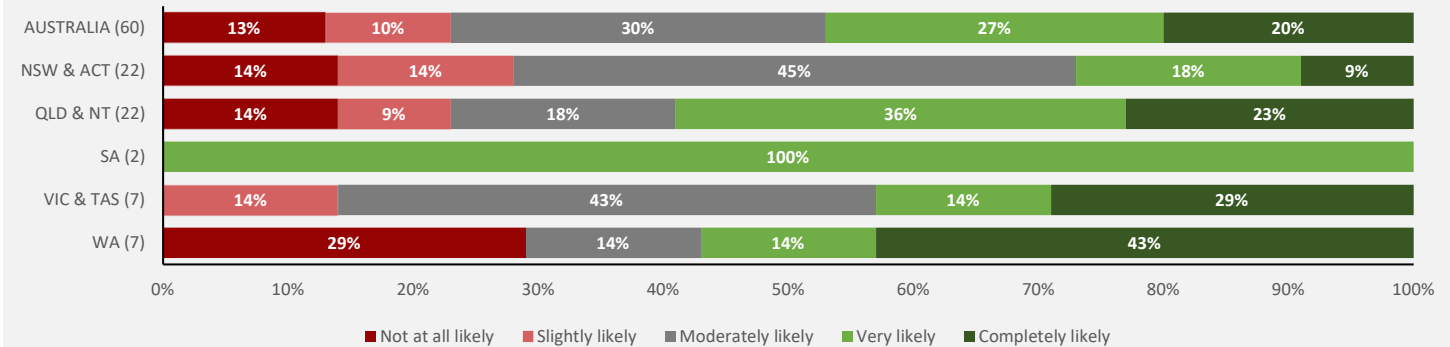




Australian Turf Industry

2022/23 Snapshot Report

Likelihood of investing in growing turf business during the next 12 months



About this research

Turf Australia (<https://www.turfaustralia.com.au/>) was engaged by Hort Innovation to undertake this research project. This project has been funded by Horticulture Innovation Australia Limited using the turf research and development levy and funds from the Australian Government. (TU21000 – Turf Industry Statistics 2020-2021 to 2024-2025).

If you have any questions about this snapshot report, please contact Turf Australia on 0420 300 056 or admin@turfaustralia.com.au. All care has been taken to ensure the confidentiality of respondents.

Disclaimer

Horticulture Innovation Australia Limited (Hort Innovation), Turf Australia, and Taverner Research (<https://www.taverner.com.au>) make no representations and expressly disclaim all warranties (to the extent permitted by law) about the accuracy, completeness, or currency of information in this snapshot report.

Users of this snapshot report should take independent action to confirm any information in this report before relying on that information in any way.

Reliance on any information provided by Hort Innovation is entirely at your own risk. Hort Innovation is not responsible for, and will not be liable for, any loss, damage, claim, expense, cost (including legal costs) or other liability arising in any way (including from Hort Innovation or any other person's negligence or otherwise) from your use or non-use of the snapshot report or from reliance on information contained in the report or that Hort Innovation provides to you by any other means.

Research and development (R&D) projects levy funding

This project has been funded by Horticulture Innovation Australia Limited using the research and development turf levy and funds from the Australian Government.

Acknowledgements

Turf Australia would like to acknowledge the support of the employees of the state turf organisations - Turf Queensland, Turf New South Wales, Turf Growers Association of Western Australia, and Turf Victoria - who assisted in the collection of survey information for this project.